



Overview Of The AI Integration With Agency Client Finder



A(I)gency Client Finder
AI ENHANCED SYSTEM

Table of Contents

Agency Client Finder And AI Integration.....	3
Introduction To OpenAI.....	3
Accessing The AI.....	4
One Click Prompts.....	5
Dashboard.....	5
Open View.....	7
Customer Report.....	9
Email Manager.....	11
Using Responses in the AI Apps.....	14
Conclusion.....	15
A Final Warning.....	17



Agency Client Finder And AI Integration

Agency Client Finder (ACF) now has AI (artificial intelligence) integrated into the platform.

It has two main areas of functionality.



1. Single click prompts that are integrated into the core features of ACF. Clicking the AI buttons, in any part of ACF, will generate an automated, related prompt with all the relevant details included.
2. A set of prompt libraries you can use for a range of operations including content generation. You can access the libraries by clicking the AI button on the left of any business in the Dashboard.

This will load all the business detailed into the Custom Prompt Generator (CPG). You can manage all libraries and prompts through the CPG.

Introduction To OpenAI

OpenAI is an AI research and deployment company that aims to create safe and beneficial artificial general intelligence (AGI).

AGI is a type of AI that can perform any intellectual task that a human can. OpenAI has developed many advanced AI systems, such as GPT-4, which is a language model that can generate text on various topics, and ChatGPT, which is a conversational model that can interact with humans in a natural way.

Bing Search is a web search engine that provides relevant and comprehensive results for various queries. Bing Search uses AI to enhance its features, such as image search, voice search, translation, and more. Bing Search also integrates with ChatGPT to provide a chat mode for users who want to have a conversation with Bing.



ChatGPT and Bing Search AI both have their advantages and disadvantages. ChatGPT's main disadvantage is that its understanding of the world is only up to 2021. Therefore it does not currently know facts or about things that have happened since then. However its general responses are excellent.

Bing Search AI's main advantage is that it has real-time access to the internet and can keep up with current events. But that is also its disadvantage. Its main objective is to be a search engine, so the format of the responses can be significantly different to, and less “clean” than, ChatGPT.

Agency Client Finder allows you to engage with both ChatGPT and Bing Search AI so you can get the best results.

Accessing The AI

ACF integrates directly with ChatGPT via an API. You can get a free API via the Settings page in ACF.

You don't need an API key but it will enhance your experience.

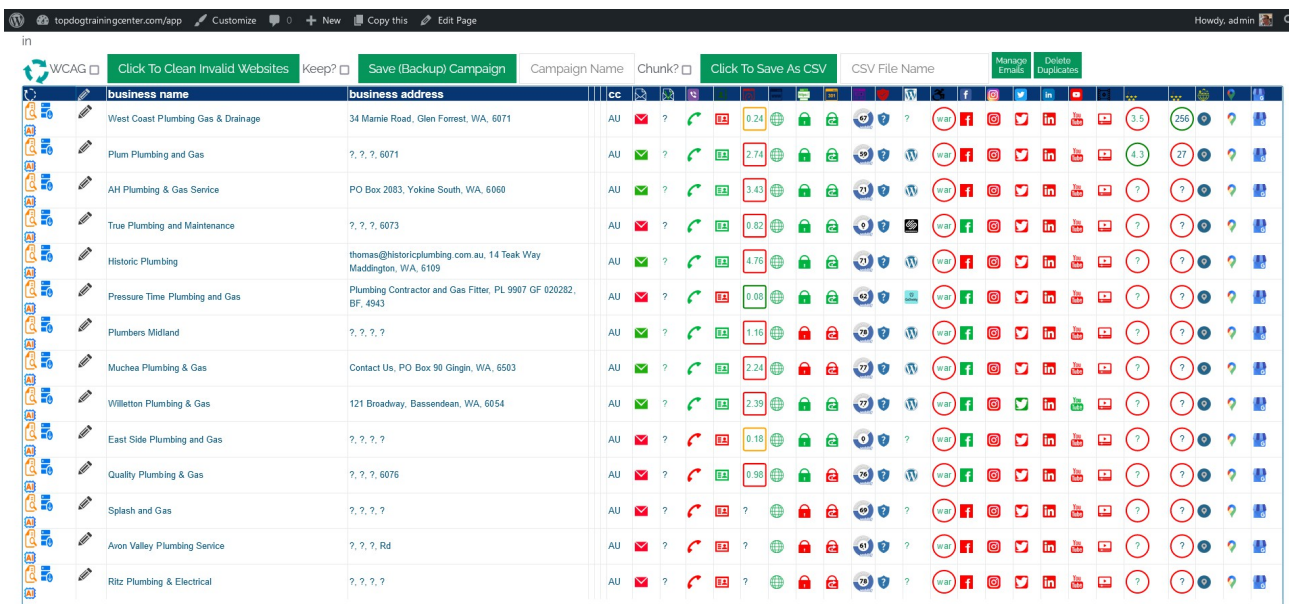
Alternatively you can run the prompts via the ChatGPT app and/or Bing Search API.

One Click Prompts

The majority of AI buttons can be found in the Dashboard and in Open View.

Dashboard

See the screenshots below:



business name	business address	cc	AI Buttons
West Coast Plumbing Gas & Drainage	34 Marnie Road, Glen Forrest, WA, 6071	AU	[AI Buttons]
Plum Plumbing and Gas	? , ? , ? , 6071	AU	[AI Buttons]
AH Plumbing & Gas Service	PO Box 2083, Yokine South, WA, 6060	AU	[AI Buttons]
True Plumbing and Maintenance	? , ? , ? , 6073	AU	[AI Buttons]
Historic Plumbing	thomas@historicplumbing.com.au, 14 Teak Way Maddington, WA, 6109	AU	[AI Buttons]
Pressure Time Plumbing and Gas	Plumbing Contractor and Gas Fitter, PL 9907 GF 020282, BF, 4943	AU	[AI Buttons]
Plumbers Midland	? , ? , ? , ?	AU	[AI Buttons]
Muchea Plumbing & Gas	Contact Us, PO Box 90 Gingin, WA, 6503	AU	[AI Buttons]
Willetton Plumbing & Gas	121 Broadway, Bassendean, WA, 6054	AU	[AI Buttons]
East Side Plumbing and Gas	? , ? , ? , ?	AU	[AI Buttons]
Quality Plumbing & Gas	? , ? , ? , 6076	AU	[AI Buttons]
Splash and Gas	? , ? , ? , ?	AU	[AI Buttons]
Arvon Valley Plumbing Service	? , ? , ? , Rd	AU	[AI Buttons]
Ritz Plumbing & Electrical	? , ? , ? , ?	AU	[AI Buttons]



The buttons can be found to the left of each business in the Dashboard will open the ChatGPT AI Center (CAC) and pre-populate with the appropriate business details.

See screenshot below:

You may get additional (and possibly more up to date) information by running this prompt through the Bing AI Search. Click Bing AI Chat button to copy prompt and instagram open Bing AI. You will need Microsoft Edge Installed. Or you can use Bing In Skype

<p>Custom Prompt Generator Business Library</p> <p>Target Business Name Klondyke Construction</p> <p>Target Business Type or Keyword(s) roofers</p> <p>Target Audience General public who require roofers products or s</p> <p>Geography Barrhead+Alberta</p> <p>Product or Service (you are selling) or Topic, Title or Focus of your Prompt or URL</p> <p>Voice or Style -- Select a Voice/Style --</p> <p>Objective -- Select an Objective --</p> <p><input type="radio"/> Your Content <input checked="" type="radio"/> Customer Content</p> <p>Generate</p>	<p style="text-align: center;">Get Started</p> <p>This generates content or information for your customers. I.e. content you deliver as a service.</p> <p>This is the Business Library but feel free to Select a Prompt library from the top left of the page to start your AI Journey. Choose an Objective and click Generate to load the prompt. There are three ways to run a prompt:</p> <ol style="list-style-type: none"> 1. Use the Run Prompt below to send requests directly to ChatGPT via the API. This will use API credits. 2. Click the ChatGPT AI button above and go to your ChatGPT <p style="text-align: center;">Copy Response Text To:</p> <p style="text-align: center;"> <input type="button" value="Run Prompt"/> <input type="button" value="Copy Prompt To Clipboard"/> </p> <p style="text-align: center;"> <input type="button" value="Clipboard"/> <input type="button" value="Bing AI Chat"/> <input type="button" value="ChatGPT AI"/> </p>	<p>Prompt Guide</p> <p>Use this information to help you understand the requirements and to modify your prompt for best specific results.</p> <p>This is the Business Library in the the Custom Prompt Generator. Select an Objective from the Objective drop down option and click Generate to get started.</p> <p>Read the info in the right hand column to help you customize and get the best out of your prompts.</p> <p>You can also use the Custom Prompt Generator to create manual prompts from scratch.</p> <p>To run your prompt click Run Prompt to use the API and keep results withing ACF. Or click either Bing AI Chat or the ChatGPT AI buttons to automatically copy the current prompt and open the respective web pages.</p> <p>Here's a simple step-by-step approach you can follow to write effective ChatGPT prompts:</p>
--	---	--

From the CAC you can now access the various prompt libraries. As seen below.

Note: Use only the Libraries in Blue. The libraries in Green are for integrated AI calls from Open View etc.

Select Library

- Business Library
- Select a Library —
- Blogging Library
- Social Media Library
- E-Commerce Library
- Business Library
- YouTube Library
- Instagram Library
- FaceBook Library
- TickTock Library
- Twitter Library
- LinkedIn Library
- PPC Library
- Content Creation Library
- Manage Emails Library (ACF)
- Open View Library (ACF)
- Places Library (ACF)

BUSINESS |
WEB SITE: |
BUSINESS |
LOCATION: |

libly more up to date) information by
Skype

Generator
Library

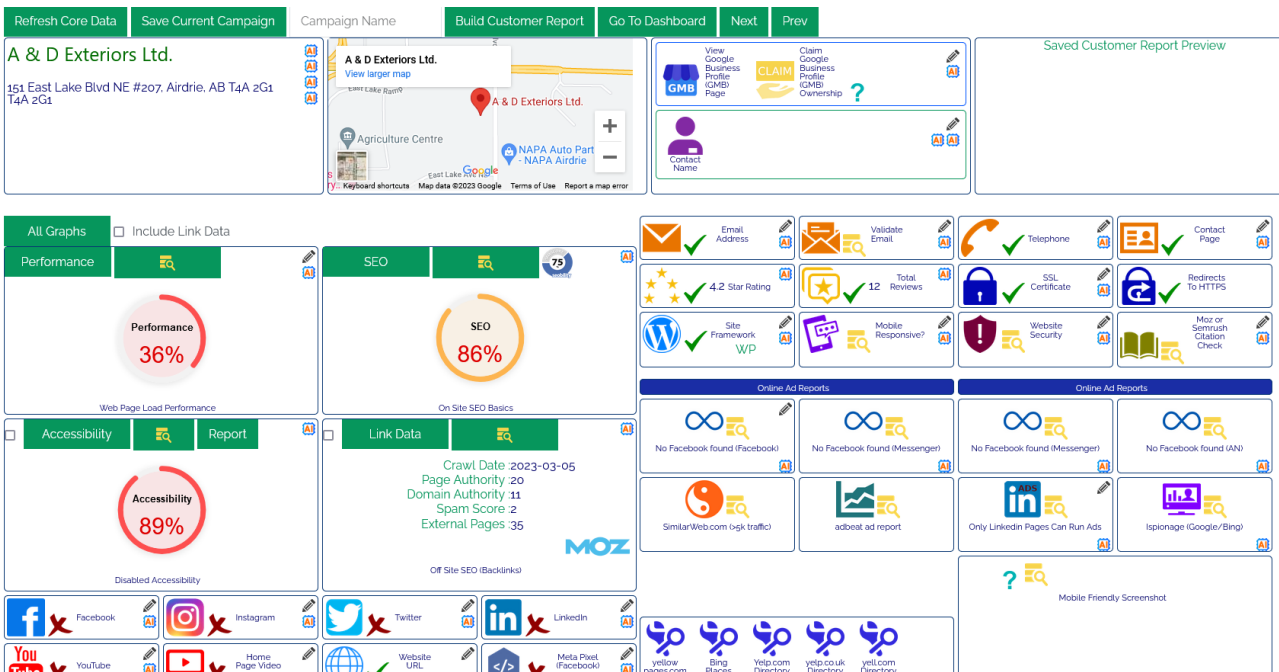
word(s)

oofers products or s

Product or Service (you are selling) or Topic, Title or
Focus of your Prompt or URL

Click the **Generate** button and follow the instructions to run the prompt.

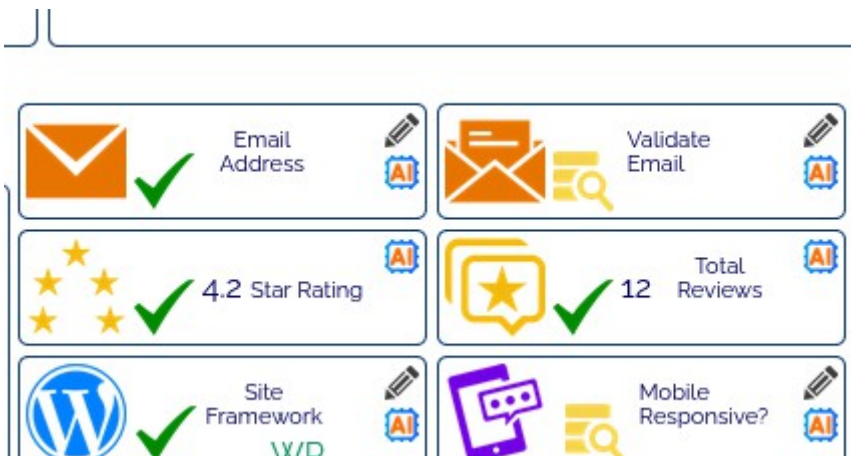
Open View



The screenshot displays a comprehensive report for 'A & D Exteriors Ltd.' with the following sections and AI buttons:

- Header:** Refresh Core Data, Save Current Campaign, Campaign Name, Build Customer Report, Go To Dashboard, Next, Prev.
- Company Info:** A & D Exteriors Ltd., 151 East Lake Blvd NE #207, Airdrie, AB T4A 2G1. Includes a map and GMB/CLAIM buttons.
- Performance:** Web Page Load Performance (36%), On Site SEO Basics (86%).
- Accessibility:** Disabled Accessibility (89%).
- Link Data:** Moz SEO (Backlinks) showing Crawl Date: 2023-03-05, Page Authority: .20, Domain Authority: .11, Spam Score: .2, External Pages: 35.
- Online Ad Reports:** Multiple reports for Facebook, Messenger, and LinkedIn.
- Other Tools:** Email Address, Validate Email, Telephone, Contact Page, 4.2 Star Rating, Total Reviews, SSL Certificate, Redirects To HTTPS, Moz or Semrush Crawl Check, Site Framework (WP), Mobile Responsive?, Website Security, SimilarWeb.com (organic traffic), adbeat ad report, Only LinkedIn Pages Can Run Ads, Ispionage (Google/Bing).
- Social Media:** Facebook, Instagram, Twitter, LinkedIn, YouTube, Home Page Video, Website URL, Meta Pixel (Facebook), yellow pages.com, Bing Places, Yelp.com Directory, Yelp.co.uk Directory, yes.com Directory.
- Mobile Friendly Screenshot:** A placeholder for a mobile view of the website.

The AI buttons can be found in the corner each of the data sections.



This close-up shows the AI buttons in the corners of several data sections:

- Email Address:** AI button in the top right corner.
- Validate Email:** AI button in the top right corner.
- 4.2 Star Rating:** AI button in the top right corner.
- Total Reviews:** AI button in the top right corner.
- Site Framework (WP):** AI button in the top right corner.
- Mobile Responsive?:** AI button in the top right corner.

Clicking any AI button will open the ChatGPT AI Center and will fully load all the requires data and prompt for that specific action. All you need to do is click the **“Run Prompt”** button.

The **Run Prompt** button requires the API key to be set up.

[Go Back](#)

Select Library

Open View Library (ACF) ▾

BUSINESS NAME: **A & D Exteriors Ltd.**

WEB SITE: <http://www.adexteriors.ca/>

BUSINESS TYPE: roofers

LOCATION: Airdrie+Alberta

[Bing AI Prompt](#)

[ChatGPT AI Prompt](#)

This is a Bing AI prompt. Click **-Bing AI Chat-** button and prompt will be copied to clipboard and Bing AI Chat will open in a new tab (or click Bing AI button). You will need Microsoft Edge installed.

Custom Prompt Generator

Open View Library (ACF)

Target Business Name
A & D Exteriors Ltd.

Target Business Type or Keyword(s)
roofers

Target Audience
General public who require roofers products or s

Geography
Airdrie+Alberta

Product or Service (you are selling) or Topic, Title or Focus of your Prompt or URL.

Voice or Style
— Select a Voice/Style — ▾

Objective
— Select an Objective — ▾

[Generate](#)

Email

This generates content or information for you, about or targeting your customers. i.e. content that may get you new customers. This generates content or information for your business, to help promote yourself.

Find all details relating to this email address info@adexteriors.ca. If I dont supply an email address can you find one for the following business A & D Exteriors Ltd. 151 East Lake Blvd NE #207. Airdrie. AB T4A 2G1

[Run Prompt](#)

[Copy Prompt To Clipboard](#)

Copy Response Text To:

[Clipboard](#)

[Bing AI Chat](#)

[ChatGPT AI](#)

Prompt Guide

Use this information to help you understand the requirements and to modify your prompt for best specific results.

There are several strategies, methods, and tools that you can use to find email addresses relating to small businesses or their owners/managers. Here are some tips:

Use LinkedIn: LinkedIn is a great resource for finding business owners and managers. You can search for companies and their employees, and often find email addresses on their profiles.

Check the company website: Check the "Contact Us" page on the company website. Many companies list email addresses for their employees or have a contact form you can fill out.

Use email lookup tools: There are several email lookup tools available online, such as Hunterio, VoilaNorbert, or FindThatLead. These tools can help you find email addresses associated with

Alternatively you can Click the **Bing AI Prompt** or the **ChatGPT AI Prompt** button at the top of the page. This will copy the prompt to the clipboard and open the requested AI app. For example:

Let's learn together. Bing is powered by AI, so surprises and mistakes are possible. Make sure to check the facts, and share feedback so we can learn and improve!

[Terms of Use](#) | [Privacy Statement](#)

Choose a conversation style [Preview](#)

More Creative

More Balanced


















More Precise

New topic

Simply paste the prompt into the AI app to get your response.

Customer Report

Open the Build Customer Report page from Open View as shown below.

Name <input type="checkbox"/> Address <input type="checkbox"/> Telephone <input type="checkbox"/>	A & D Exteriors Ltd. 151 East Lake Blvd NE #207, Airdrie, AB T4A 2G1 T4A 2G1	Report by: DigiPeak Internet Marketing Experts Helping You Brian Gelly 9 Olivia Rd, Bluebank, Plymouth, Devon, PL6 4TQ Telephone: 0123 255 255		
GMB <input type="checkbox"/>	 <input checked="" type="checkbox"/> http://www.adexteriors.ca/	 GMB Claimed Complete & Updated status GBP (or Google Business Profile) is crucial to your online exposure. To get maximum boost from Google it should be claimed, fully completed and updated.		
Performance & SEO <input type="checkbox"/>	 Performance 36% Site Speed & Efficiency <small>The loading speed of your site effects visitors. Load speed scores of under 50 percent will see a high number of visitors abandoning. It is also likely to be penalized by Google.</small>	 SEO 86% Basic Search Engine Optimization <small>The On-site SEO of your site contributes to the position your site shows in the search results. The SEO score measures the basic requirements needed. Search rankings relate directly to new customers.</small>	 Accessibility 89% Disabled Accessibility <small>Accessibility for all is a legal requirement for all websites. A lack of accessibility can result in large fines. Accessibility scores should be better than 95 percent. A manual review is required.</small>	Crawl Date :2023-03-05 Page Authority :20 Domain Authority :11 Spam Score :2 External Pages :35  Authority & Quality Of Backlinks <small>The page and domain authority of your site is relative to other similar sites and can dramatically effect your rankings. The spam score should be below 30 and is a measure of your link quality.</small>
Social & Video <input type="checkbox"/>	 <input checked="" type="checkbox"/> Facebook  <input checked="" type="checkbox"/> LinkedIn	 <input checked="" type="checkbox"/> Home Page Video  <input checked="" type="checkbox"/> YouTube	 <input checked="" type="checkbox"/> Instagram  <input checked="" type="checkbox"/> Twitter	<small>Social interaction on the web is huge and directly drives a significant percentage of traffic to businesses. Social networks also rank highly giving you more search results.</small> <small>Video is most accessed content online. YouTube is part of Google and the 2nd largest search engine. Video is highly engaging and brings in lots of traffic.</small>
Analytics & Pixels <input type="checkbox"/>	 <input checked="" type="checkbox"/> Meta Pixel (Facebook)	 <input checked="" type="checkbox"/> Google Tags	 <input checked="" type="checkbox"/> Google Analytics	<small>Google analytics shows you what is happening with your site and visitors. This is critical to the future growth and efficiency of your website and visitors.</small>
Open Graph & Schema <input type="checkbox"/>	 <input checked="" type="checkbox"/> Schema	 <input checked="" type="checkbox"/> Open Graph	<small>Using Facebook Open Graph allows your webpages to be better displayed in the various social media platforms. When your pages are shared on social media they will always link the best</small>	<small>Using Schema on your website helps Google understand your website content better and can improve the way your site is displayed in search engines and encourage a greater clickthrough rate</small>

Scroll down to the text editor and use the AI buttons to Generate detailed reports about each section via the ChatGPT AI Center.

You can also use the AI to edit, improve or even translate the customer report text.



A(I)gency Client Finder
AI ENHANCED SYSTEM

Customize Customer Report Text

Google Business Profile



GBP (or Google Business Profile) is crucial to your online exposure. To get maximum boost from G

Performance



The loading speed of your site effects visitors. Load speed scores of under 50 percent will see a r

SEO



The On-site SEO of your site contributes to the position your site shows in the search results. The

Accessibility Percentage



Accessibility for all is a legal requirement for all websites. A lack of accessibility can result in large

Link Profile



The page and domain authority of your site is relative to other similar sites and can dramatically e

Social



Social interaction on the web is huge and directly drives a significant percentage of traffic to busir

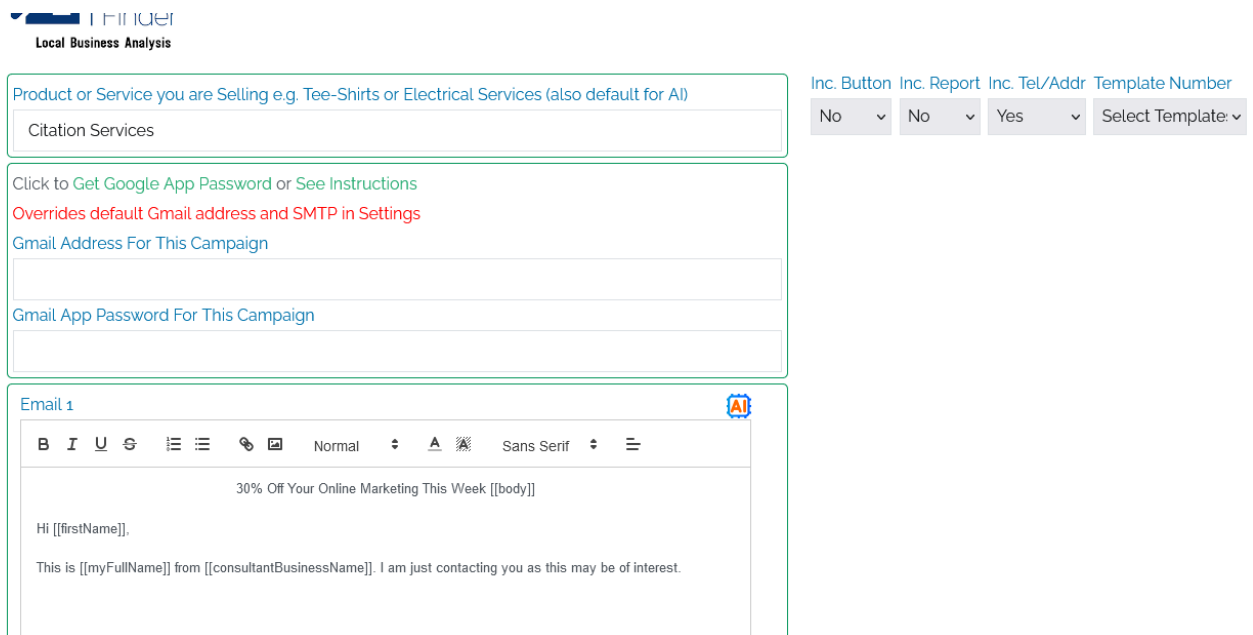
Video



Video is most accessed content online. YouTube is part of Google and the 2nd largest search eng

Email Manager

Go to the Email Manager from Dashboard or Contact Manager as seen below.



The screenshot shows the 'Email Manager' interface. At the top left, there is a logo for 'Local Business Analysis'. The main form is divided into several sections:

- Product or Service you are Selling**: A text input field containing 'Citation Services'.
- Buttons**: A row of four buttons: 'Inc. Button' (No), 'Inc. Report' (No), 'Inc. Tel/Addr' (Yes), and 'Template Number' (Select Template).
- Instructions**: A link to 'Get Google App Password or See Instructions' and a note: 'Overrides default Gmail address and SMTP in Settings'.
- Gmail Address For This Campaign**: An empty text input field.
- Gmail App Password For This Campaign**: An empty text input field.
- Email 1**: A rich text editor with a toolbar (Bold, Italic, Underline, Link, List, Text Color, Background Color, Font Family, Font Size) and a small 'AI' icon in the top right corner. The body text reads: '30% Off Your Online Marketing This Week [[body]]', 'Hi [[firstName]],', and 'This is [[myFullName]] from [[consultantBusinessName]]. I am just contacting you as this may be of interest.'

Select any default email template and add your service or product into the **Product or Service you are Selling** at the top of the Email editor and **SAVE** your emails.

Click the AI button at the top of email 1 and the ChatGPT AI Center will open. All relevant info will be loaded automatically and the Email Manager Library will be opened at the Get Started prompt.

topdogtrainingcenter.com/app Customize 0 + New Copy this Edit Page

[Go Back](#)

BUSINESS NAME: Plum Plumbing and Gas
WEB SITE: https://www.plumplumbing.com.au/
BUSINESS TYPE:
LOCATION:

Select Library
[Manage Emails Library \(ACF\)](#) [Bing AI Prompt](#) [ChatGPT AI Prompt](#)

This is a Bing AI prompt. Click **-Bing AI Chat-** button and prompt will be copied to clipboard and Bing AI Chat will open in a new tab (or click Bing AI button). You will need Microsc

Custom Prompt Generator
Manage Emails Library (ACF)

Target Business Name

Target Business Type or Keyword(s)

Target Audience

Geography

Product or Service (you are selling) or Topic, Title or Focus of your Prompt or URL

Voice or Style

Get Started

This generates content or information for you, about or targeting your customers. i.e. content that may get you new customers. This generates content or information for your business, to help promote yourself.

Select a Prompt library from the top left of the page to start your AI journey or write your prompt here. There are three ways to run a prompt:

1. Use the Run Prompt below to send requests directly to ChatGPT via the API. This will use API credits.
2. Click the ChatGPT AI button above and go to your ChatGPT account. Prompt will be copied to the clipboard.

[Run Prompt](#) [Copy Prompt To Clipboard](#)

From the Objectives drop down options select your desired option. i.e. 5 Email Sequence Subject Lines.

Product or Service (you are selling) or Topic, Title or Focus of your Prompt or URL.

Voice or Style

Objective

[Generate](#)



Click **Generate** and **Run Prompt** to get the results.

Run Prompt Copy Prompt To Clipboard

Update Custom Prompt Form

Sequence 1:
Subject 1: Introducing Our New Offer
Subject 2: Limited Time Offer: Don't Miss Out
Subject 3: Last Chance to Save on Our Exclusive Offer
Subject 4: Final Reminder: Offer Ends Today

Sequence 2:
Subject 1: You're Missing Out on Our Amazing Offer
Subject 2: Our Exclusive Offer Just Got Better
Subject 3: Only a Few Days Left to Save Big
Subject 4: Final Call: Our Offer Ends Tomorrow

A new button will appear to **Update Custom Prompt Form**. Click that to load the sequences.

Voice or Style
— Select a Voice/Style —

Subject/Heading/Theme
— Select a subject/heading —

Run Prompt

Copy Respo

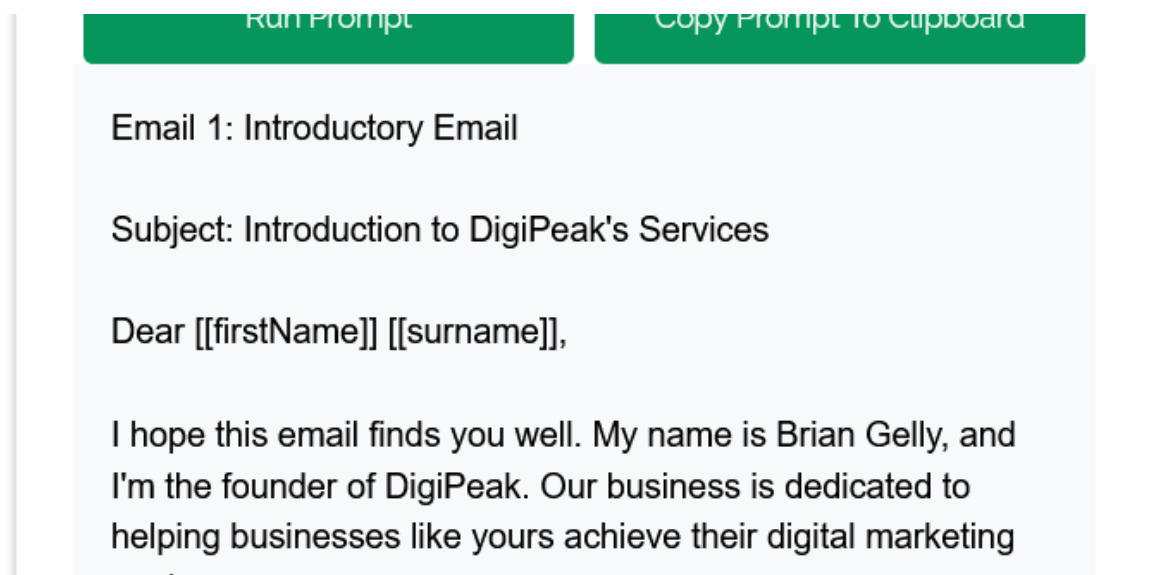
Clipboard

— Select a subject/heading —

Sequence 1: Subject 1: Introducing Our New Offer Subject 2: Limited Time Offer: Don t Miss Out Subject 3: Last Chance to Save on Our E
Sequence 2: Subject 1: You re Missing Out on Our Amazing Offer Subject 2: Our Exclusive Offer Just Got Better Subject 3: Only a Few Days
Sequence 3: Subject 1: Our Best Offer Yet – Get it Now Subject 2: Our Exclusive Offer is Almost Over Subject 3: Don t Miss Out on Our Incr
Sequence 4: Subject 1: Your Last Chance to Get Our Exclusive Offer Subject 2: This is It – Our Offer Ends Today Subject 3: Final Call: Get C
Sequence 5: Subject 1: We re Closing Our Exclusive Offer Today Subject 2: Final Reminder: Get Our Exclusive Offer Before It s Gone Subje

Select a sequence from the **Subject/Heading/Theme** selection options and select a new Objective I.e. **Create Strategy Call Email** from Sequence.

Click **Generate** and **Run Prompt** and the system will generate all 4 emails required for the Email Manager. They will be created in the correct format for the Email Manager. That means emails sent by the Email Manager will be customized with the target business or customer details .



Copy and Paste the new custom emails into the Email manager. Leave as is, or edit to suit your specific requirements or style.

Using Responses in the AI Apps

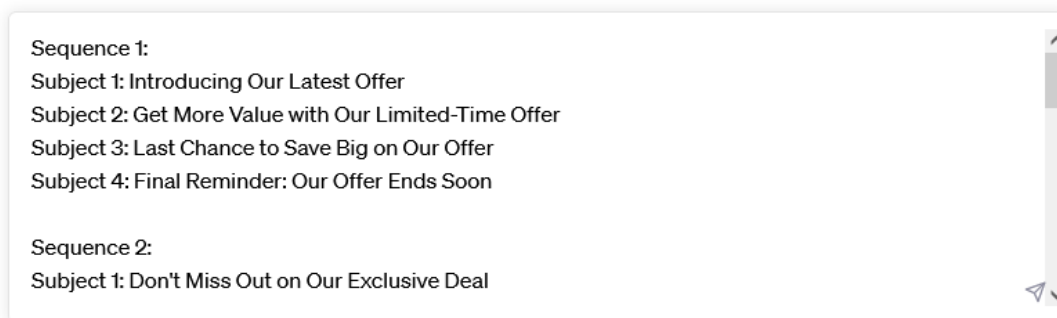
Sometimes it may be useful to pass the prompt results to the AI apps (ChatGPT or Bing). Or you may not wish to use the API.



In these cases you can copy the response (results) to the clipboard and open the 3rd party AI apps. Just a single click of either the Bing AI Chat or the ChatGPT AI buttons will launch the external app with the entire response copied to the clipboard.

It will look something like the screenshot below.

ChatGPT **PLUS**



Conclusion

The Agency Client Finder (ACF) platform now integrates artificial intelligence (AI) to improve its functionality. The AI is mainly applied in two areas: single click prompts and prompt libraries. ACF uses OpenAI's ChatGPT, a conversational model, and Bing Search AI for better results. The platform directly integrates with ChatGPT via an API, which can be obtained for free on the Settings page.

One-click prompts can be found in the Dashboard and Open View sections,



allowing users to access the ChatGPT AI Center (CAC) and various prompt libraries. Users can generate detailed customer reports, manage emails, and even translate text using the AI features. ACF allows engagement with both ChatGPT and Bing Search AI to provide the best results for users.

The AI integration in Agency Client Finder (ACF) enhances user experience and efficiency in various tasks. In the Dashboard and Open View sections, AI buttons facilitate access to the ChatGPT AI Center (CAC) and prompt libraries, which users can utilize for content generation and other operations.

The Build Customer Report page enables users to create detailed reports about each section with the help of AI. Users can also edit, improve, and translate customer report text using AI capabilities.

The Email Manager feature allows users to select email templates, add products or services, and save their emails. By clicking the AI button, the ChatGPT AI Center will open and automatically load relevant information. Users can generate email sequences and customize them according to their requirements or style.

ACF also offers the flexibility to pass prompt results to third-party AI apps like ChatGPT or Bing for further refinement or when users prefer not to use the API. This feature streamlines the process of using external AI apps with the entire response copied to the clipboard.

In conclusion, the AI integration in Agency Client Finder significantly improves the platform's functionality and user experience by automating tasks and providing valuable insights. Users can leverage both ChatGPT and Bing Search AI to optimize their results and achieve better outcomes.

Note: Agency Client Finder Artificial Intelligence is very new. We will be developing and adding additional libraries and prompts and functionality to the system.



We will be releasing a number of video tutorials and guides to help understand the basic functionality of the AI system and how to use it to its full potential.

Using the Custom Prompt Generator you have unlimited ability to use the power of the AI. You are limited only by your imagination – and we will do our best to help you with that :)

A Final Warning

ALWAYS check the results from any AI interaction! Do not just accept your responses as is.

The clue is in the name. Artificial Intelligence. i.e. It's not a real person, but can act and sound exactly like a real person.

The responses from AI come from its vast database of information it has been given and learning from its interaction with humans. It can make mistakes, it can give you surprising results. It may absolutely believe things that are not true. It can act like a human but can also have the same failings and biases as humans.

Consider AI as a hugely powerful weapon in your arsenal. It can reduce your work time by factors of 100+. It can make you look like an expert in any field. It will let you operate in niches you never could before. But it does not replace you. It only helps you. You should stay in control.



A(I)gency Client Finder
AI ENHANCED SYSTEM